



# AMBERCHROM® XT

Chromatographic Grade Resin

## For Biomolecule Purification and Polishing

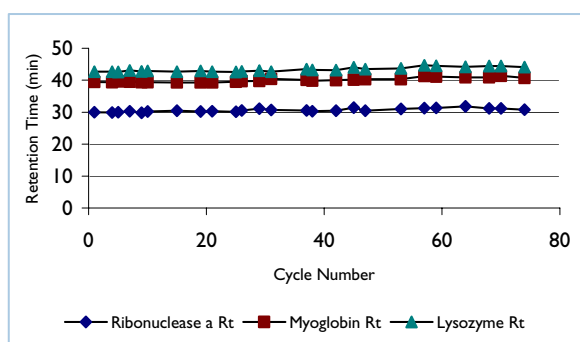
### PRODUCT DATA SHEET

AMBERCHROM XT polishing grade resins are insoluble polystyrene divinylbenzene polymers manufactured for high value reversed phase chromatographic applications. AMBERCHROM XT resins' high surface area, unique pore size and pore volume distribution make them ideally suited for separation of proteins, peptides and nucleic acids. They are an excellent technical and economical alternative to RPC silica, and can be used in high resolution, high pressure chromatography. AMBERCHROM XT resins are available in two different particle size ranges (20 and 30 microns), and are supplied as a dry resin. Rehydration recommendations are provided in the product specifications area of this data sheet.

### EXCELLENT pH STABILITY

Unlike RPC silica, AMBERCHROM XT chromatographic resins, due to their polymeric nature and lack of bonded phase, can be operated and cleaned over a pH range of 1-14. As the graph below demonstrates, there is no change in retention properties after more than seventy cycles using 1.0M NaOH as a CIP agent.

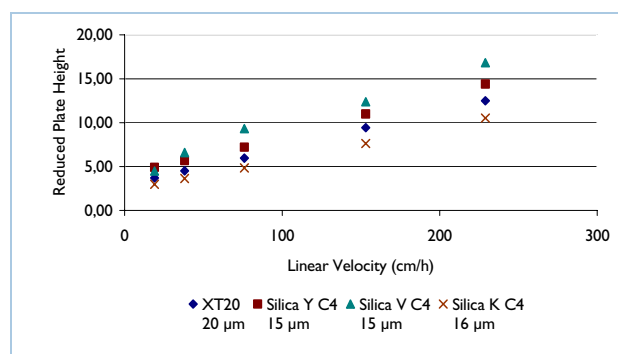
Figure 1: Caustic Stability of AMBERCHROM XT



### HIGH EFFICIENCY

As shown in Figure 2, AMBERCHROM XT chromatographic resins provide similar efficiencies to silica products. Polymeric AMBERCHROM XT chromatographic resins can be packed to high efficiencies for demanding separations.

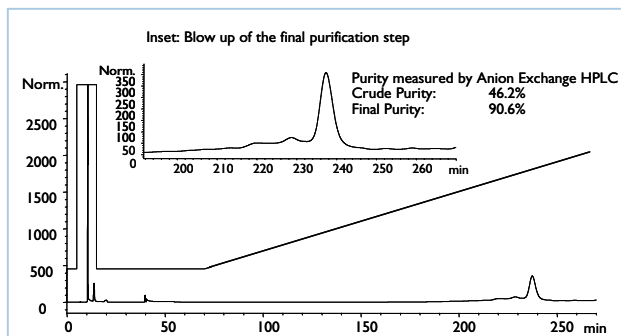
Figure 2: Efficiency Measurements with Human Insulin



AMBERCHROM XT chromatographic resins provide excellent separation platforms for oligonucleotides. Table 1 contains the conditions used for a crude oligonucleotide purification. A single-step purification of a 20mer phosphodiester oligonucleotide was performed using a 1 cm I.D. x 25 cm L column of AMBERCHROM XT20. The crude DMT-on oligonucleotide, which was not fully deprotected, was loaded onto the column, detritylated, and eluted. Purity was assessed using anion exchange HPLC.

Figure 3 presents the results from the separation which demonstrates the ability of AMBERCHROM XT resins to purify crude oligonucleotides in a single step.

**Figure 3: AMBERCHROM XT20  
20-mer Oligonucleotide Purification**



**Conditions**

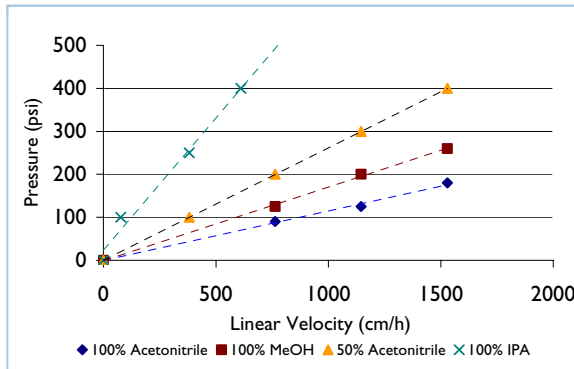
Column: AMBERCHROM XT20, 1cm I.D. x 25cm L  
 Flow rate Loading and Equilibration: 4 mL/minute  
 Detritylation: 4 mL/minute  
 Elution: 1 mL/minute  
 Mobile Phase A: 0.1M TEAA, pH 7.0  
 B: 20% acetonitrile in 0.1M TEAA, pH 7.0  
 C: 0.5% TFA (for detritylation)  
 Gradient 20% - 55% B in 10 column volumes (200 mL)  
 Sample 20-mer phosphodiester oligonucleotide  
 (5'-AGC TAG CTA GCT AGC TAG CT-3')  
 DMT-on, not fully deprotected  
 Loading 100 µl of 1.0 µmol  
 Detection UV @ 260 nm  
 Fractions 1 ml fractions collected

**EXCELLENT MECHANICAL STABILITY**

Polymeric chromatographic resins are not always rigid enough to handle high pressures and are incompatible with HPLC equipment. AMBERCHROM XT chromatographic resins overcome these limitations and are designed to handle pressures up to several hundred psi.

Figure 4 demonstrates the linearity of the pressure/flow relationship in several different solvents and solvent mixtures.

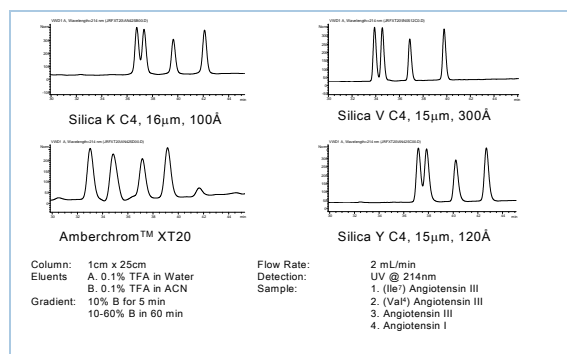
**Figure 4: Pressure/Flow for AMBERCHROM XT  
1cm I.D. x 25cm L Column containing 20 µm Resin**



**UNIQUE SELECTIVITY**

Another advantage of AMBERCHROM XT chromatographic resins is their unique selectivity. As shown below, angiotensins with one amino acid difference can be separated on Amberchrom XT while conventional silica matrices have difficulty separating all four angiotensin variants.

**Figure 5 : Selectivity – Angiotensin Separation**

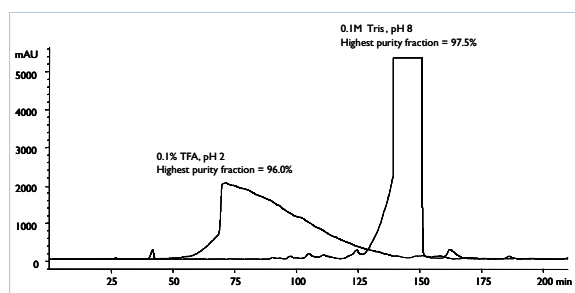


## IMPROVED RESOLUTION FOR HYDROPHOBIC AND POLAR PEPTIDES

Vancomycin, a hydrophobic cyclic peptide was used as a model system to demonstrate the improved resolution under basic pH operating conditions. When purification is conducted under pH 2.0 conditions which are consistent with current protocols for silica based media, Amberchrom XT demonstrates typical capacities and elution profiles.

However, when the physical capabilities of Amberchrom XT are utilized and the purification is conducted using a pH 8.0 Tris buffer, the capacity of Amberchrom XT doubles to 100 mg/ml resin (Figure 6) and the elution profile and purity (Figure 7) are significantly improved over traditional procedures.

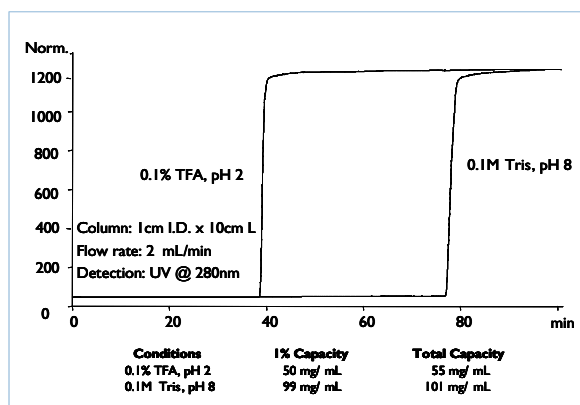
**Figure 6: Benefits of operating under basic conditions  
Vancomycin purification on Amberchrom XT20**



A chromatographic polishing step was developed for vancomycin, (*Sigma USP grade (MW 1485)*). The HPLC purity of the feedstock was ~89%. Preparative purification was performed on a 1cm I.D. x 25 cm L Amberchrom XT20 column under two different pH conditions. An equivalent ACN linear gradient of 3 to 25% over 10 CV was used for each.

The purification was improved by increasing the pH. The elution was accomplished in a much tighter band and a higher product purity was achieved. This purification also demonstrates the advantage of having a wide pH stability range for developing a purification scheme.

**Figure 7: Breakthrough curves for vancomycin on  
Amberchrom XT20**



Under basic conditions vancomycin behaves as a more hydrophobic molecule, and the dynamic capacity on Amberchrom XT20 doubles. This demonstrates the advantage of a wider pH range with polymeric resins.

## SUPERIOR DYNAMIC CAPACITY

AMBERCHROM XT resins provide superior dynamic capacities for molecules over a wide range of molecular weights when compared to competitive products. Table 2 shows the dynamic capacities for vancomycin (MW 1,485), bovine insulin (MW 5,600), and lysozyme (MW 14,000). Capacities were measured at 153 cm/h using 0.1% TFA as a loading buffer.

**Table 1: Dynamic Capacity**

Packing Material	Probe	1% Capacity (mg/mL)	Total Capacity (mg/mL)
XT20	Vancomycin	50	55
XT30	Vancomycin	44	nd
Resin S 15RPC	Vancomycin	28	30
Resin P, 100Å	Vancomycin	37	44
XT20	Insulin	76	94
XT30	Insulin	80	98
Resin S 15RPC	Insulin	76	nd
Resin P, 300Å	Insulin	53	61
Silica Y, 300Å	Insulin	44	46
XT20	Lysozyme	40	53
XT30	Lysozyme	38	nd
Resin P, 100Å	Lysozyme	27	55
Resin P, 300Å	Lysozyme	26	38
Silica V C4	Lysozyme	23	24

**TABLE 2: TABLE 2: AMBERCHROM XT CHARACTERISTICS**

Matrix _____	Polystyrene divinylbenzene
Pore size _____	300 Å
Particle size _____	AMBERCHROM XT20 : 20 µm AMBERCHROM XT30 : 30 µm
pH range _____	1 - 14
Operating temperature _____	4 – 40 °C
Maximum pressure _____	60 bar
Recommended mobile phases _____	Mixtures of ACN, EtOH, MeOH, propanol,
isopropanol and acetone	
Rehydration and packing _____	60% n-propanol or 60% n-isopropanol in water
Chemical resistance _____	Insoluble in dilute solutions of acids or bases and common solvents : IPA, ACN, MeOH, EtOH.

## REGULATORY STATUS

A Material Regulatory Support (MRS) package is maintained for Amberchrom™ XT resins.

It is available upon request under CDA for users of this product.

This material is manufactured under strict controls, and plant audits by potential customers are welcomed.

## ORDERING INFORMATION

Part Number	Description	Particle Size	Packaging
10235518	Amberchrom XT20	20 µm	5 g
10235519	Amberchrom XT20	20 µm	100 g
10235520	Amberchrom XT20	20 µm	1000 g
10085407	Amberchrom XT20	20 µm	5 kg
10235515	Amberchrom XT30	30 µm	5 g
10235516	Amberchrom XT30	30 µm	100 g
10235517	Amberchrom XT30	30 µm	1000 g
10085395	Amberchrom XT30	30 µm	5 kg

Rohm and Haas/Advanced Biosciences - Philadelphia, PA - Tel. (800) RH AMBER - Fax: (215) 409-4534  
Rohm and Haas/ Advanced Biosciences - 75579 Paris Cedex 12 - Tel. (33) 1 40 02 50 00 - Fax : 1 43 45 28 19

WEB SITE: <http://www.amberchrom.com>



AMBERCHROM is a trademark of Rohm and Haas Company, Philadelphia, U.S.A.

Ion exchange resins and polymeric adsorbents, as produced, contain by-products resulting from the manufacturing process. The user must determine the extent to which organic by-products must be removed for any particular use and establish techniques to assure that the appropriate level of purity is achieved for that use. The user must ensure compliance with all prudent safety standards and regulatory requirements governing the application. Except where specifically otherwise stated, Rohm and Haas Company does not recommend its ion exchange resins or polymeric adsorbents, as supplied, as being suitable or appropriately pure for any particular use. Consult your Rohm and Haas technical representative for further information. Acidic and basic regenerant solutions are corrosive and should be handled in a manner that will prevent eye and skin contact. Nitric acid and other strong oxidising agents can cause explosive type reactions when mixed with Ion Exchange resins. Proper design of process equipment to prevent rapid buildup of pressure is necessary if use of an oxidising agent such as nitric acid is contemplated. Before using strong oxidising agents in contact with Ion Exchange Resins, consult sources knowledgeable in the handling of these materials.

Rohm and Haas Company makes no warranties either expressed or implied as to the accuracy or appropriateness of this data and expressly excludes any liability upon Rohm and Haas arising out of its use. We recommend that the prospective users determine for themselves the suitability of Rohm and Haas materials and suggestions for any use prior to their adoption. Suggestions for uses of our products of the inclusion of descriptive material from patents and the citation of specific patents in this publication should not be understood as recommending the use of our products in violation of any patent or as permission or license to use any patents of the Rohm and Haas Company. Material Safety Data Sheets outlining the hazards and handling methods for our products are available on request.