



AMBERCHROM® CG71

Chromatographic Grade Resin

For Chromatographic Purification

PRODUCT DATA SHEET

AMBERCHROM chromatographic media are macroporous, polymeric resins useful for adsorption and reversed phase liquid chromatography. They are designed for laboratory and process scale purifications of proteins, peptides, nucleic acids, antibiotics, and small molecular weight pharmaceuticals

AMBERCHROM CG71 chromatographic grade resin is an insoluble aliphatic (acrylic ester) polymer manufactured for high value chromatographic applications. Its high surface area, unique pore size and pore volume distribution make it ideally suited for separation of peptides. It is the most hydrophilic AMBERCHROM chromatographic resin.

AMBERCHROM CG71 has high capacity for many pharmaceutical compounds and has been commercially proven for many years. It is an excellent technical and economical alternative to RPC silica, and can be used in high resolution, low pressure chromatography.

AMBERCHROM CG71 is suitable for use in many pharmaceutical applications in the front end capture, purification, and desalting modes of operation depending on the particle size selected.

AMBERCHROM CG71 is available in three different particle size ranges (35, 75, and 120 microns), and is supplied as a slurry in 20 % ethanol.

AMBERCHROM CG71 is ideally suited for operation within the entire pH range, and can be easily cleaned in place (CIP) with most organic solvents and dilute acids and bases.

REGULATORY STATUS

A Material Regulatory Support (MRS) package is developed for AMBERCHROM CG71 resin users requiring assistance in supporting use of the resin in regulated applications. It is developed under CDA with users of this product and tailored to the customer's process parameters.

This material is manufactured under strict controls, and plant audits by potential customers are welcomed.

CLEAN IN PLACE

Unlike RPC silica, AMBERCHROM CG71, due to its polymeric nature and lack of bonded phase, can be cleaned in place (CIP) with most organic solvents and low concentrations of acids and bases. As the graph below demonstrates, there is no loss in capacity for insulin after prolonged exposure to 0.5 M NaOH. Tests spanned 180 days at ambient temperature and 100 days at 60°C.

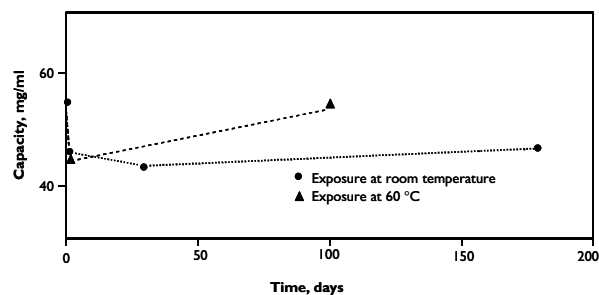


Figure 1: Insulin Adsorption

In addition to the excellent chemical resistance of AMBERCHROM CG71, it also exhibits low swelling in common solvents as shown below:

Solvent	Swelling
Water	100
Methanol	102
Ethanol	105
Isopropanol	107
Acetonitrile	107
Acetone	106
Toluene	104
Dry	57

SEPARATION STRATEGIES FOR SMALL PEPTIDES

An application that demonstrates the advantages of the hydrophilic resin, AMBERCHROM CG71, is the purification of the small peptide, aspartame, from its precursors(8), shown below.

The hydrophilic AMBERCHROM CG71 resin provides excellent results with high polarity aqueous alcoholic eluents. Although 50 percent methanol provided a quicker run time, 10 percent ethanol provided the highest solubility and loading of the mixture.

For comparison, the polystyrene based resins AMBERCHROM CG161 and AMBERCHROM CG1000 often work better with acetonitrile / water eluents.

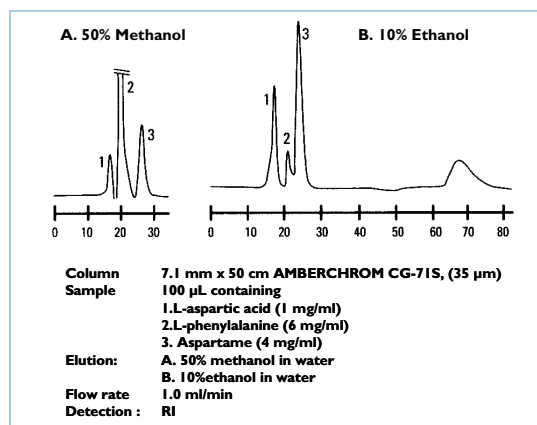


Figure 2: Purify Peptides with AMBERCHROM CG71

For small polar molecules such as amino acids, carboxylic acids, alcohols, ethers and dipeptides, the capacity factors, k' , with AMBERCHROM CG71 resin are listed in the table below. In general, non-aromatic amino acids are eluted quickly in water. When 10 percent ethanol is the eluent, instead of water, the retention times of weakly retained species increase and retention times of strongly held species decrease.

These data suggest that a shallow gradient from water to aqueous ethanol will effectively separate many non-aromatic species from aromatic species.

Capacity Factors For Selected Solutes: AMBERCHROM CG71

Compound	In Water	In 10 % Ethanol
NaCl	0	0
Fumarate, disodium	0	–
L-Aspartic acid	0	0.13
Glutathione	0	0.108
L-Lysine	0.018	–
L-Glutamic acid	0.021	0.1
L-Cystine	0.023	–
Diglycine HCl	0.026	–
L-Arginine	0.0928	–
L-Alanine	0.031	–
Glycine	0.038	0.037
Cellobiose	0.041	0.066
L-Asparagine	0.041	0.161
L-Serine	0.044	0.056
L-Hydroxyproline	0.046	0.111
L-Proline	0.048	0.000
Glucose	0.051	0.069
Fructose	0.067	0.140
Citric acid	0.100	0.244
L-Valine	0.107	–
L-Isoleucine	0.197	–
L-Methionine	0.225	0.323
L-Leucine	0.230	0.220
Methanol	0.238	0.196
Glycine anhydride	0.263	0.257
Ethanol	0.494	0.302
L-Tyrosine	0.618	–
L-Phenylalanine	0.829	0.614
Succinic acid	1.40	0.896
t-Butanol	1.89	0.331
L-Tryptophan	4.40	1.770
Aspartame	Did not elute*	3.600
Benzoic Acid	Did not elute*	6.930

IR SPECTRUM OF AMBERCHROM CG71

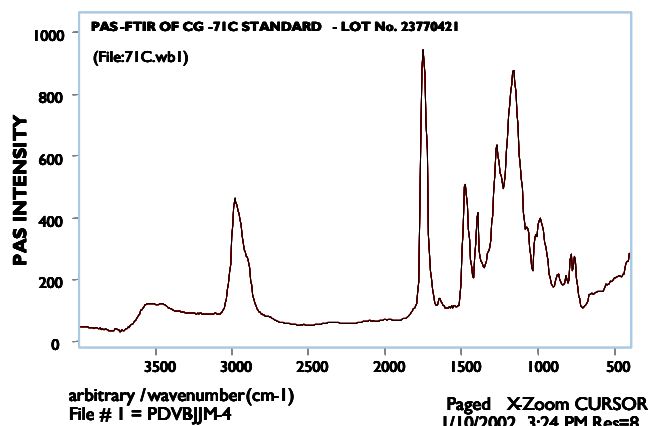


Figure 3: AMBERCHROM CG71 IR Spectrum

TYPICAL PHYSICAL PROPERTIES

Matrix _____	Acrylic ester macroreticular adsorbent
Functional groups _____	None
Physical form _____	Opaque white beads
Shipping solvent _____	20% ethanol
Surface area _____	500 m ² /g
Pore size ^[1] _____	250 Å
Mean diameter _____	S grade : 35 microns
	M grade : 75 microns
	C grade : 120 microns
Uniformity coefficient _____	1.7
Chemical resistance _____	Insoluble in dilute solutions of acids or bases and common solvents : IPA, ACN, MeOH.

^[1] *Test methods are available on request.*

SELECTED REFERENCES

- Characterization of a family of polymeric resins with average pore diameters of 150, 300, and 1000 for the preparative reverse phase purification of polypeptides ; Cartier, Peter G.; Deissler, Karl C.; Maikner, John J.; Kraus, Michael ; Spec. Publ. - R. Soc. Chem. (1994), 158 (Separations for Biotechnology 3), 100-5 CODEN: SROCDO; ISSN: 0260-6291.
- Validation of a theoretical model for adsorption using cephalosporin C and polymeric reversed-phase resins ; Firouztale', E.; Maikner, J. J.; Deissler, K. C.; Cartier, P. G. ; J. Chromatogr. (1994), 658(2), 361-70 CODEN: JOCRAM; ISSN: 0021-9673.
- The utility of polymeric reversed phase packings for the purification of peptides, proteins and antibiotics ; Cartier, P. G.; Deissler, K. C.; Maikner, J. J. ; Sep. Biotechnol. 2, [Pap. Int. Symp.], 2nd (1990), 275-84. Editor(s): Pyle, D. L. Publisher: Elsevier, London, UK. CODEN: 56YXAO.
- Use of resins for trichothecene production in liquid cultures ; Jarvis, Bruce B.; Armstrong, Catherine A.; Zeng, Ming ; J. Antibiot. (1991), 44(3), C1 CODEN: JANTAJ; ISSN: 0021-8820.
- Analytical- and preparative-scale chromatographic separation of phenylalanine from aspartame using a new polymer sorbent ; Ladisch, Michael R.; Hendrickson, Richard L.; Firouztale, Edward ; J. Chromatogr. (1991), 540(1-2), 85-101 CODEN: JOCRAM; ISSN: 0021-9673.
- Use of resins for trichothecene production in liquid cultures ; Jarvis, Bruce B.; Armstrong, Catherine A.; Zeng, Ming ; J. Antibiot. (1990), 43(11), 1502-4 CODEN: JANTAJ; ISSN: 0021-8820.
- Automated purification and quantification of oligonucleotides ; Ivanetich, K. M.; Reid, R. C.; Ellison, R.; Perry, K.; Taylor, R.; Reschenberg, M.; Maimieri, A.; Zhu, D.; Argo, J.; Cass, D.; Strickland, C. ; BioTechniques (1999), 27(4), 810,812,814-818,820,822-823 CODEN: BTNQDO; ISSN: 0736-6205.
- Purification of LL-AO341 antibiotics derived from fermentation broth by large scale preparative reversed phase chromatography on Amberchrom CG161 M.; Williams, David R.; Lee, M. D.; Pinho, F.; Borders, D. B. ; Abstracts of Papers American Chemical Society, (1994) Vol. 207, No. 1-2, pp. BTEC 89. ; Meeting Info.: 207th National Meeting of the American Chemical Society San Diego, California, USA March 13-17, 1994 ;ISSN: 0065-7727.
- Purification of fermentation products with polymeric media ; Cartier, P. G. ; Maikner, J. (1); Deissler, K. C.; Firouztale, E. Abstracts of Papers American Chemical Society, (1993) Vol. 205, No. 1-2,pp. BIOT 18. ; Meeting Info.: 205th ACS (American Chemical Society) National Meeting Denver, Colorado, USA March 28-April 2, 1993 ISSN: 0065-7727.
- Process Economics Aspects of RPC Purification; Kinzey, M.; Kraus, M.; Fisher, J.; Maikner, J.; Rosen, R.; Recovery of Biological Products IX; May 23-28, 1999; Whistler, CA.
- Process Development and Scale up Using Polymeric RPC Resins; Kinzey, M.; Fisher, J.; O'Donnell, J.K.; Rosen, R.E.; Maikner, J.J.; Kraus, M/M., Iuliano, S.J.; Prep 98; May 31-June 3, 1998, Washington, DC.
- -Strategies for Optimizing Peptide Purifications Using Amberchrom CG300S; Kinzey, M.; Deissler, K.; Fisher, J.; Maikner, J.; Kraus, M.; Rosen, R.; European Forum on Advances in Industrial Downstream Processing; May 13-15, 1998, Stuttgart, Germany.
- Process Economics Aspects of RPC Purification; Kinzey, M.; Kraus, M.; Fisher, J.; Maikner, J.; Rosen, R.; 3rd HIC/RPC Bioseparations Conference; February 5-9, 2001; Athens, Greece.

ORDERING INFORMATION

Part Number	Description	Particle Size	Packaging
I0235573	AMBERCHROM CG7IS	35 µm	25 mL
I0235574	AMBERCHROM CG7IS	35 µm	100 mL
I0235575	AMBERCHROM CG7IS	35 µm	1000 mL
I0097851	AMBERCHROM CG7IS	35 µm	5 L
I0097850	AMBERCHROM CG7IS	35 µm	50 L
I0235576	AMBERCHROM CG7IM	75 µm	25 mL
I0235577	AMBERCHROM CG7IM	75 µm	100 mL
I0235578	AMBERCHROM CG7IM	75 µm	1000 mL
I0097855	AMBERCHROM CG7IM	75 µm	5 L
I0097854	AMBERCHROM CG7IM	75 µm	50 L
I0235579	AMBERCHROM CG7IC	120 µm	25 mL
I0235580	AMBERCHROM CG7IC	120 µm	100 mL
I0235581	AMBERCHROM CG7IC	120 µm	1000 mL
I0097859	AMBERCHROM CG7IC	120 µm	5 L
I0097858	AMBERCHROM CG7IC	120 µm	50 L

Rohm and Haas/Ion Exchange Resins - Philadelphia, PA - TEL. (800) RH AMBER - FAX: (215) 409-4534
 Rohm and Haas/Ion Exchange Resins - 75579 Paris Cedex 12 - Tel. (33) 1 40 02 50 00 - Fax : 1 43 45 28 19

WEB SITE: <http://www.amberchrom.com>



AMBERCHROM is a trademark of Rohm and Haas Company, Philadelphia, U.S.A.

Ion exchange resins and polymeric adsorbents, as produced, contain by-products resulting from the manufacturing process. The user must determine the extent to which organic by-products must be removed for any particular use and establish techniques to assure that the appropriate level of purity is achieved for that use. The user must ensure compliance with all prudent safety standards and regulatory requirements governing the application. Except where specifically otherwise stated, Rohm and Haas Company does not recommend its ion exchange resins or polymeric adsorbents, as supplied, as being suitable or appropriately pure for any particular use. Consult your Rohm and Haas technical representative for further information. Acidic and basic regenerant solutions are corrosive and should be handled in a manner that will prevent eye and skin contact. Nitric acid and other strong oxidising agents can cause explosive type reactions when mixed with Ion Exchange resins. Proper design of process equipment to prevent rapid buildup of pressure is necessary if use of an oxidising agent such as nitric acid is contemplated. Before using strong oxidising agents in contact with Ion Exchange Resins, consult sources knowledgeable in the handling of these materials.

Rohm and Haas Company makes no warranties either expressed or implied as to the accuracy or appropriateness of this data and expressly excludes any liability upon Rohm and Haas arising out of its use. We recommend that the prospective users determine for themselves the suitability of Rohm and Haas materials and suggestions for any use prior to their adoption. Suggestions for uses of our products of the inclusion of descriptive material from patents and the citation of specific patents in this publication should not be understood as recommending the use of our products in violation of any patent or as permission or license to use any patents of the Rohm and Haas Company. Material Safety Data Sheets outlining the hazards and handling methods for our products are available on request.